

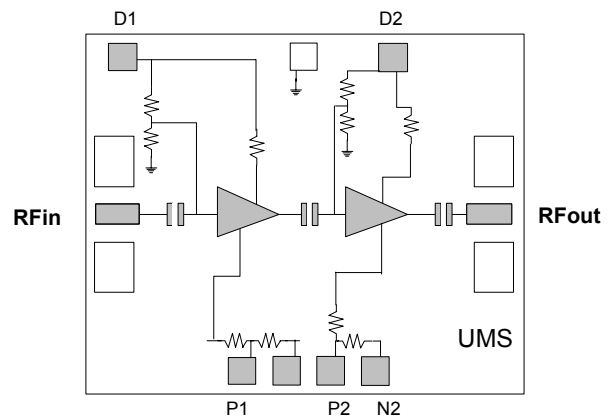
6-17GHz Low Noise Amplifier

GaAs Monolithic Microwave IC

Description

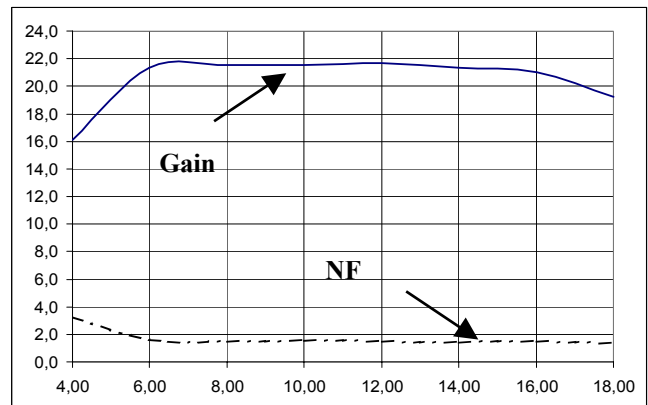
The CHA3666 is a two-stage self biased wide band monolithic low noise amplifier.

The circuit is manufactured with a standard P-HEMT process: 0.25 μ m gate length, via holes through the substrate, air bridges and electron beam gate lithography.



Main Features

- Broadband performance 6-17GHz
- 1.8dB noise figure
- 26dBm 3rd order intercept point
- 17dBm power at 1dB compression
- 21dB gain
- Low DC power consumption



Main Characteristics

Temp = +25°C, Vd1=Vd2= +4V Pads: P1, N2=GND

Symbol	Parameter	Min	Typ	Max	Unit
NF	Noise figure		1.8	2	dB
G	Gain	19	21		dB
IP3	3rd order intercept point		26		dBm

ESD Protections : Electrostatic discharge sensitive device observe handling precautions !

Electrical Characteristics

Temp = +25°C, Pads: P1,N2 = GND (1)

Symbol	Parameter	Min	Typ	Max	Unit
Fop	Operating frequency range	6		17	GHz
G	Gain (2)	19	21		dB
ΔG	Gain flatness		± 0.5		dB
NF	Noise figure (2)		1.8	2	dB
IS11I	Input return loss (2)		2.5:1	2.7:1	dB
IS22I	Output return loss (2)		2.0:1	2.2:1	dB
IP3	3rd order intercept point (2)		26		dBm
P1dB	Output power at 1dB gain comp.(2) (3)	15	17		dBm
Vd	Drain bias voltage		4		V
Id	Drain bias current	75	80	86	mA

(1) The other pads are not connected

(2) These values are representative of on-wafer measurements that are made without bonding wires at the RF ports.

(3) P1dB can be increased (+0.5dBm) when P1 & P2 are connected and N2 non connected. In this case Id is around 85mA

Absolute Maximum Ratings (1)

Temp = +25°C

Symbol	Parameter	Values	Unit
Vd	Drain bias voltage	4.5	V
Pin	RF input power	10	dBm
Top	Operating temperature range (chip backside)	-40 to +85	°C
Tj	Junction temperature	175	°C
Tstg	Storage temperature range	-55 to +125	°C

(1) Operation of this device above any of these parameters may cause permanent damage.

Typical Scattering Parameters (On wafer Sij measurements)

Bias Conditions : Vd1=Vd2= +4V Pads: P1, N2 = GND.

Freq GHZ	dBS11 dB	PhS11 °	dBS12 dB	PhS12 °	dBS21 dB	PhS21 °	dBS22 dB	PhS22 °
0,5	-0,12	-12,41	-58,07	-75,30	-55,39	74,95	-0,16	-11,79
1,0	-0,15	-25,18	-66,93	158,40	-59,74	86,43	-0,19	-23,89
1,5	-0,21	-38,83	-68,19	-42,37	-55,53	-2,66	-0,26	-37,09
2,0	-0,31	-54,17	-70,23	132,40	-28,46	25,79	-0,62	-51,84
2,5	-0,53	-72,61	-66,09	-174,80	-11,74	2,26	-1,03	-68,34
3,0	-0,99	-96,30	-58,45	112,50	1,55	-54,65	-2,92	-84,65
3,5	-2,07	-129,20	-57,93	51,75	9,78	-105,90	-5,03	-92,78
4,0	-4,44	179,00	-53,52	-50,92	15,92	-157,20	-7,10	-98,70
4,5	-8,15	104,20	-48,40	-119,10	19,62	149,90	-8,51	-98,52
5,0	-9,23	35,18	-45,69	-159,90	21,13	103,90	-9,15	-100,90
5,5	-9,21	-2,42	-43,80	169,70	21,84	65,87	-9,80	-104,20
6,0	-9,07	-20,75	-42,66	145,70	22,14	34,89	-10,53	-107,90
6,5	-8,93	-30,17	-40,68	125,10	22,22	6,85	-10,91	-113,20
7,0	-8,37	-38,97	-40,46	107,20	22,22	-17,33	-11,49	-119,50
7,5	-7,99	-47,52	-39,16	88,92	22,19	-39,18	-11,76	-128,70
8,0	-7,87	-56,29	-38,17	75,16	22,23	-59,70	-12,47	-141,30
8,5	-7,75	-63,59	-38,58	62,12	22,19	-79,40	-13,87	-154,90
9,0	-7,54	-71,38	-37,51	42,64	22,08	-97,96	-15,57	-168,10
9,5	-7,50	-79,76	-37,26	36,06	22,03	-115,30	-17,57	176,80
10,0	-7,55	-88,86	-36,90	26,77	21,97	-132,00	-20,19	157,60
10,5	-7,77	-97,01	-36,76	12,22	21,93	-148,40	-23,18	132,40
11,0	-8,11	-105,90	-36,05	-1,08	21,90	-164,10	-25,38	96,42
11,5	-8,53	-114,50	-35,65	-13,41	21,88	-179,90	-26,39	54,20
12,0	-8,98	-122,60	-35,55	-24,05	21,86	164,70	-24,69	16,73
12,5	-9,62	-130,10	-35,31	-35,87	21,82	149,40	-22,43	-8,28
13,0	-10,22	-135,40	-35,13	-50,20	21,75	134,30	-20,23	-25,56
13,5	-10,60	-143,40	-35,13	-60,43	21,72	119,10	-19,67	-36,11
14,0	-11,07	-153,70	-34,80	-76,43	21,74	104,00	-19,22	-45,27
14,5	-11,34	-160,80	-34,90	-81,33	21,73	88,96	-18,20	-51,93
15,0	-11,28	-175,20	-36,47	-95,20	21,84	73,08	-17,69	-63,45
15,5	-11,14	164,00	-36,88	-112,40	21,64	55,53	-18,61	-77,33
16,0	-11,46	146,10	-37,33	-119,70	21,52	41,16	-17,96	-72,90
16,5	-10,91	125,00	-38,29	-129,70	21,68	24,37	-16,63	-75,48
17,0	-10,01	100,10	-38,86	-155,40	21,60	5,25	-14,95	-83,86
17,5	-9,02	72,69	-41,04	-161,40	21,15	-14,81	-13,51	-102,40
18,0	-8,00	45,92	-42,41	-173,60	20,44	-35,47	-12,40	-120,70
18,5	-7,75	21,28	-45,21	-161,70	19,26	-51,39	-13,47	-130,90
19,0	-7,02	0,74	-47,61	-177,80	18,39	-69,18	-11,57	-142,30
19,5	-6,59	-18,52	-50,99	-127,80	17,14	-86,07	-10,58	-160,60
20,0	-6,38	-35,21	-45,57	-104,20	15,75	-101,50	-9,99	-176,80

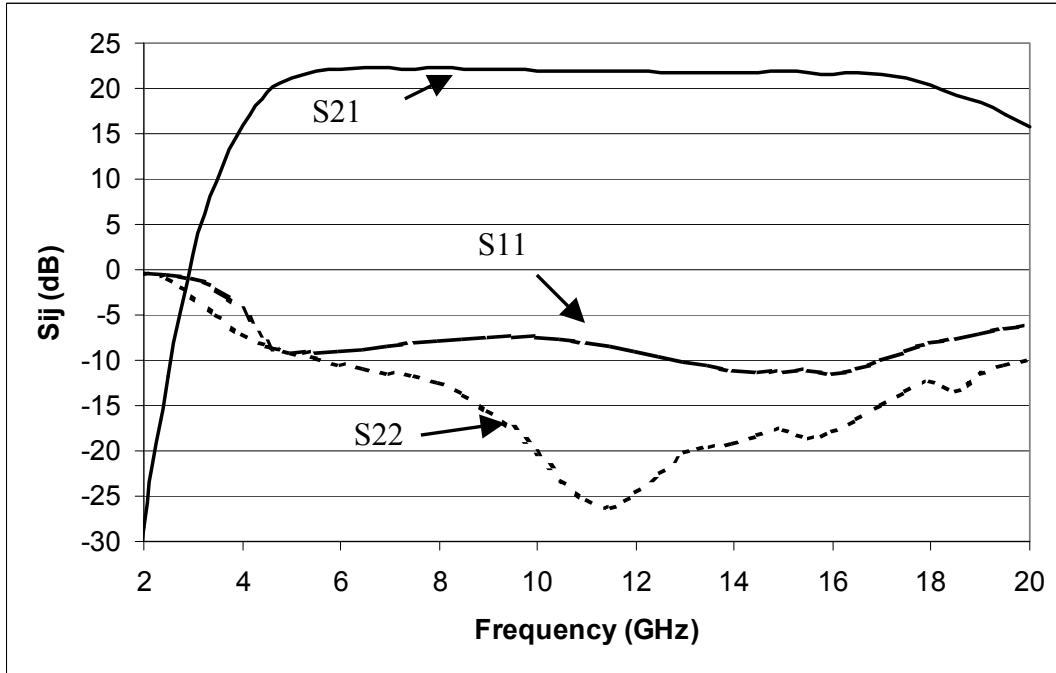
Typical on wafer Measured Performance

Temp = +25°C

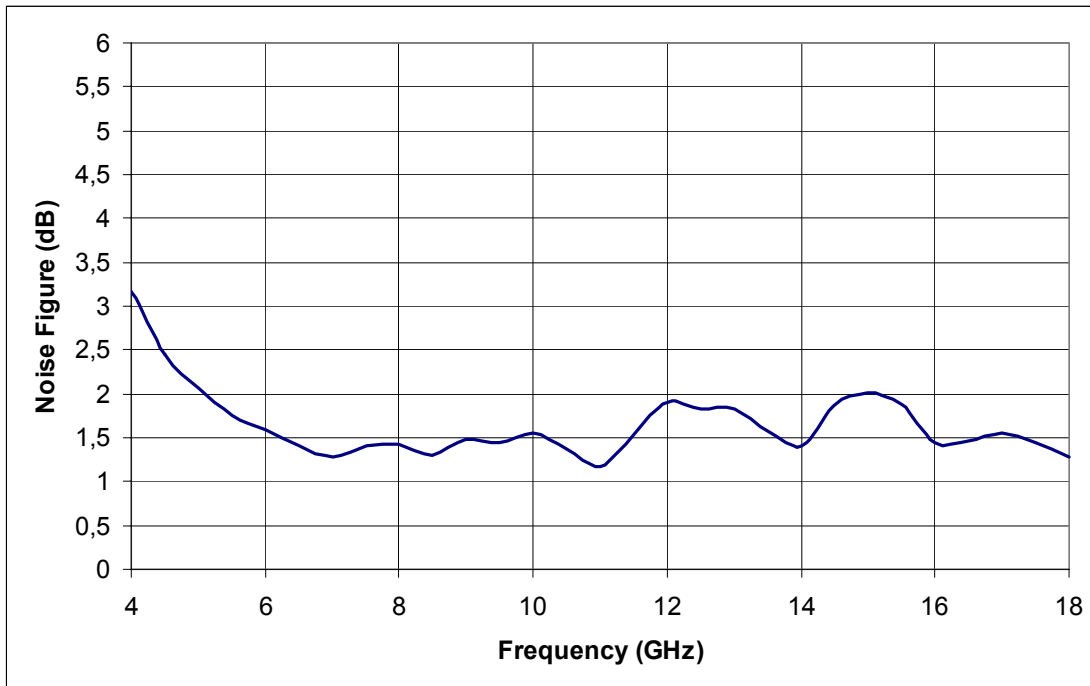
Vd1=Vd2= +4V Pads: P1,N2 = GND- Typical Id=80mA

Measurements on wafer (without bonding wires at the RF ports)

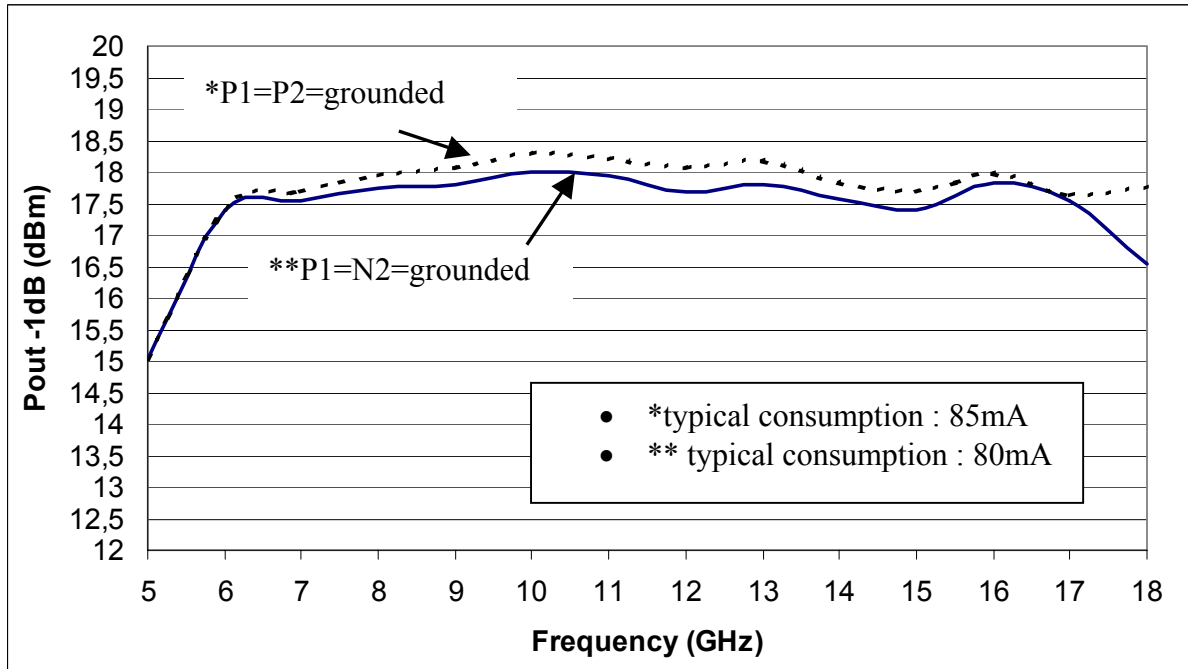
S parameters versus frequency

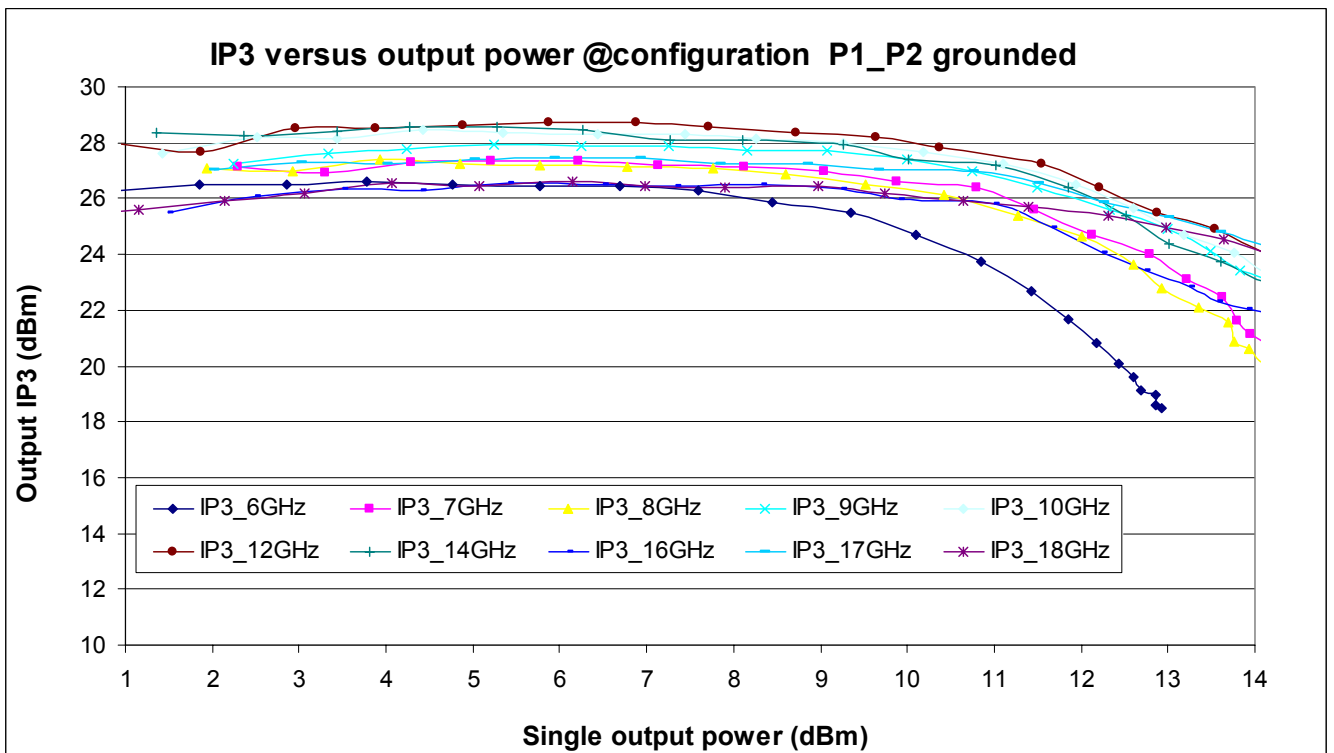
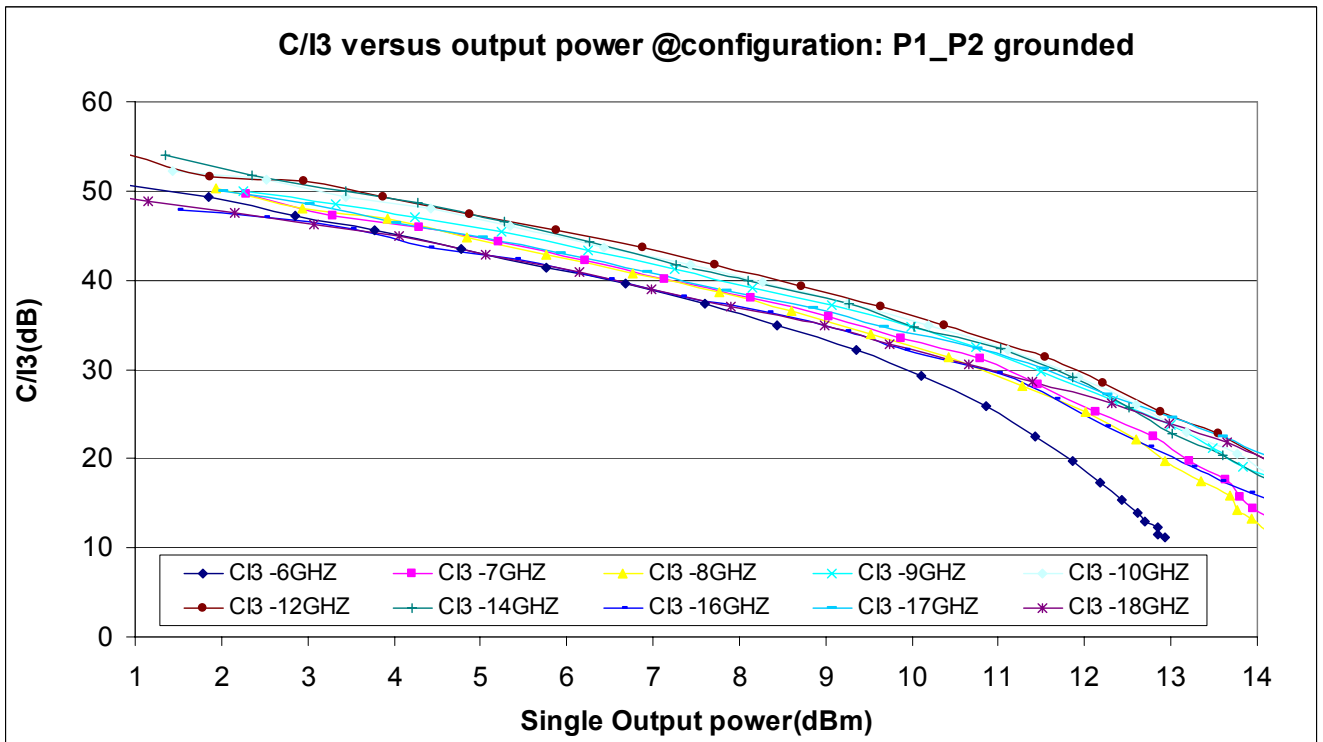


NF versus frequency

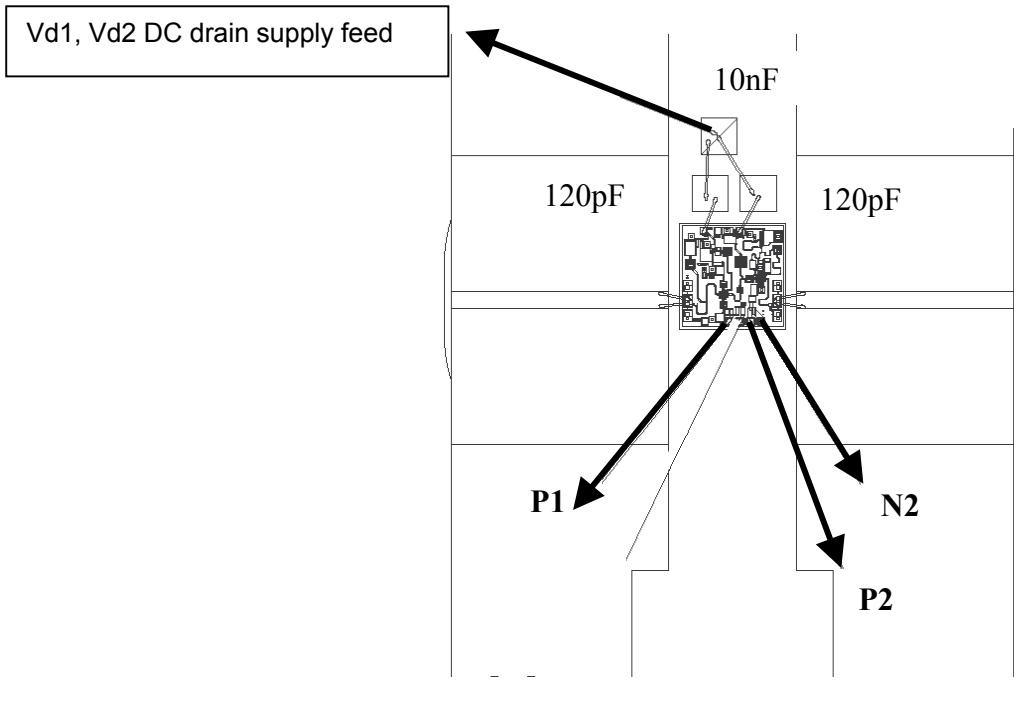


Output power at 1dB compression versus frequency



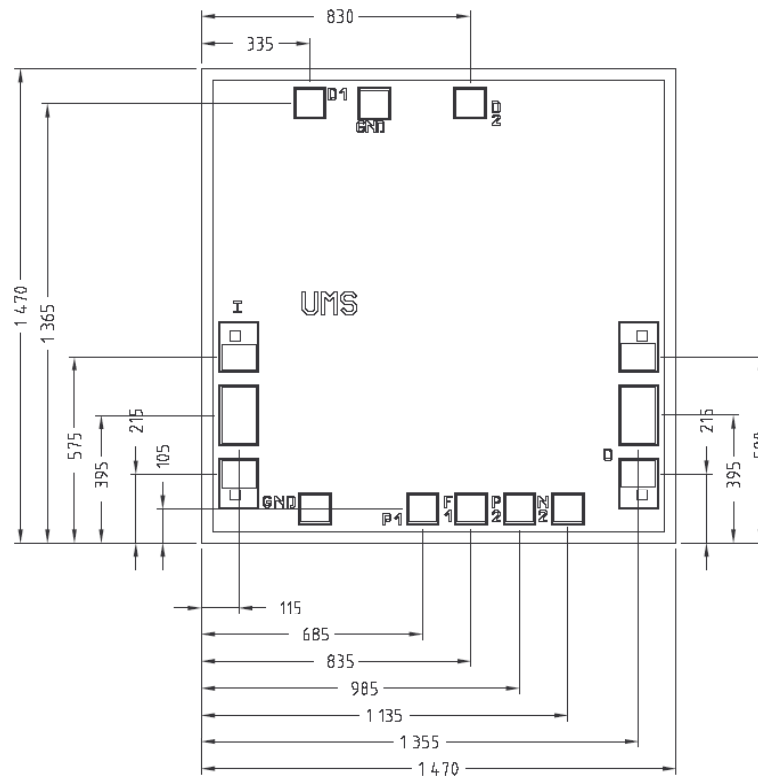


Chip Assembly and Mechanical Data



Note : Supply feed should be capacitively bypassed. 25µm diameter gold wire is recommended

Bonding pad position

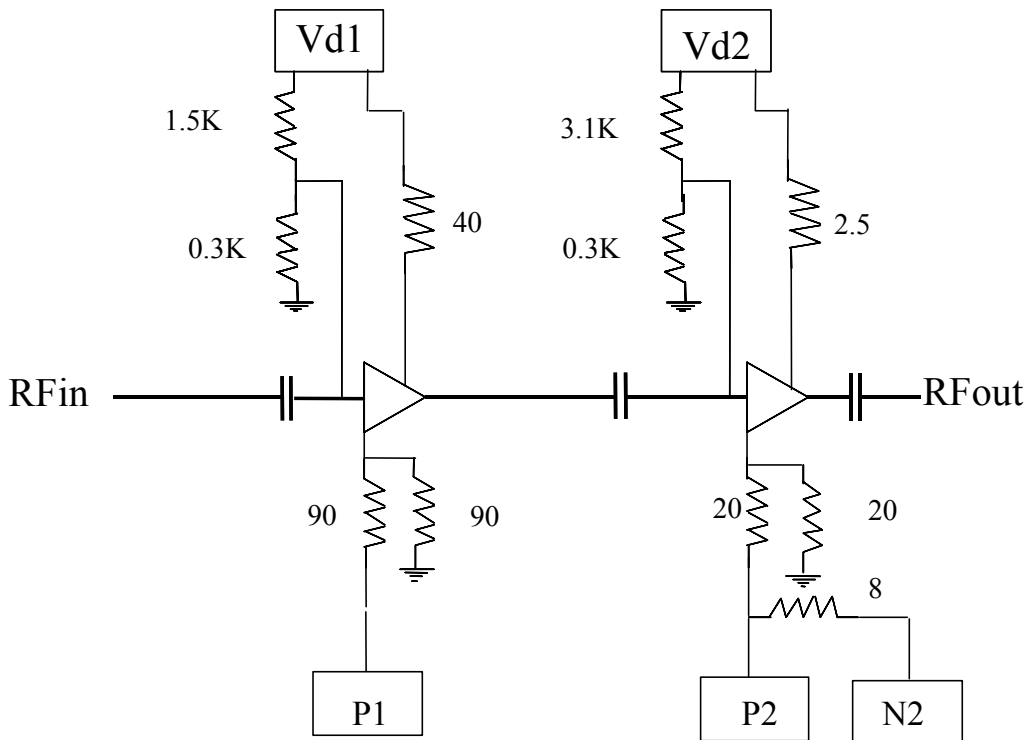


UNITS : µm
Tol : ±35µm

DC Pads size: 100/100µm, Chip thickness: 100µm

Chip Biasing options

This chip is self-biased, and flexibility is provided by the access to number of pads. The internal DC electrical schematic is given in order to use these pads in a safe way.



Two standard biasing :

Low Noise and low consumption :

Vd1=Vd2 = 4V and P1, N2 grounded.
P2 pads non connected (NC).
Idd = 80mA & Pout-1dB = 17dBm Typical.

Low Noise and higher output power

Vd1=Vd2 = 4V and P1, P2 grounded.
N2 pads non connected (NC).
Idd = 85mA & Pout-1dB = 17.5dBm Typical.

Ordering Information

Chip form : CHA3666-99F/00

Information furnished is believed to be accurate and reliable. However **United Monolithic Semiconductors S.A.S.** assumes no responsibility for the consequences of use of such information nor for any infringement of patents or other rights of third parties which may result from its use. No license is granted by implication or otherwise under any patent or patent rights of **United Monolithic Semiconductors S.A.S.**. Specifications mentioned in this publication are subject to change without notice. This publication supersedes and replaces all information previously supplied. **United Monolithic Semiconductors S.A.S.** products are not authorised for use as critical components in life support devices or systems without express written approval from **United Monolithic Semiconductors S.A.S.**

射频和天线设计培训课程推荐

易迪拓培训(www.edatop.com)由数名来自于研发第一线的资深工程师发起成立,致力并专注于微波、射频、天线设计研发人才的培养;我们于 2006 年整合合并微波 EDA 网(www.mweda.com),现已发展成为国内最大的微波射频和天线设计人才培养基地,成功推出多套微波射频以及天线设计经典培训课程和 ADS、HFSS 等专业软件使用培训课程,广受客户好评;并先后与人民邮电出版社、电子工业出版社合作出版了多本专业图书,帮助数万名工程师提升了专业技术能力。客户遍布中兴通讯、研通高频、埃威航电、国人通信等多家国内知名公司,以及台湾工业技术研究院、永业科技、全一电子等多家台湾地区企业。

易迪拓培训课程列表: <http://www.edatop.com/peixun/rfe/129.html>



射频工程师养成培训课程套装

该套装精选了射频专业基础培训课程、射频仿真设计培训课程和射频电路测量培训课程三个类别共 30 门视频培训课程和 3 本图书教材;旨在引领学员全面学习一个射频工程师需要熟悉、理解和掌握的专业知识和研发设计能力。通过套装的学习,能够让学员完全达到和胜任一个合格的射频工程师的要求...

课程网址: <http://www.edatop.com/peixun/rfe/110.html>

ADS 学习培训课程套装

该套装是迄今国内最全面、最权威的 ADS 培训教程,共包含 10 门 ADS 学习培训课程。课程是由具有多年 ADS 使用经验的微波射频与通信系统设计领域资深专家讲解,并多结合设计实例,由浅入深、详细而又全面地讲解了 ADS 在微波射频电路设计、通信系统设计和电磁仿真设计方面的内容。能让您在最短的时间内学会使用 ADS,迅速提升个人技术能力,把 ADS 真正应用到实际研发工作中去,成为 ADS 设计专家...



课程网址: <http://www.edatop.com/peixun/ads/13.html>



HFSS 学习培训课程套装

该套课程套装包含了本站全部 HFSS 培训课程,是迄今国内最全面、最专业的 HFSS 培训教程套装,可以帮助您从零开始,全面深入学习 HFSS 的各项功能和在多个方面的工程应用。购买套装,更可超值赠送 3 个月免费学习答疑,随时解答您学习过程中遇到的棘手问题,让您的 HFSS 学习更加轻松顺畅...

课程网址: <http://www.edatop.com/peixun/hfss/11.html>

CST 学习培训课程套装

该培训套装由易迪拓培训联合微波 EDA 网共同推出,是最全面、系统、专业的 CST 微波工作室培训课程套装,所有课程都由经验丰富的专家授课,视频教学,可以帮助您从零开始,全面系统地学习 CST 微波工作的各项功能及其在微波射频、天线设计等领域的设计应用。且购买该套装,还可超值赠送 3 个月免费学习答疑...

课程网址: <http://www.edatop.com/peixun/cst/24.html>



HFSS 天线设计培训课程套装

套装包含 6 门视频课程和 1 本图书,课程从基础讲起,内容由浅入深,理论介绍和实际操作讲解相结合,全面系统的讲解了 HFSS 天线设计的全过程。是国内最全面、最专业的 HFSS 天线设计课程,可以帮助您快速学习掌握如何使用 HFSS 设计天线,让天线设计不再难...

课程网址: <http://www.edatop.com/peixun/hfss/122.html>

13.56MHz NFC/RFID 线圈天线设计培训课程套装

套装包含 4 门视频培训课程,培训将 13.56MHz 线圈天线设计原理和仿真设计实践相结合,全面系统地讲解了 13.56MHz 线圈天线的工作原理、设计方法、设计考量以及使用 HFSS 和 CST 仿真分析线圈天线的具体操作,同时还介绍了 13.56MHz 线圈天线匹配电路的设计和调试。通过该套课程的学习,可以帮助您快速学习掌握 13.56MHz 线圈天线及其匹配电路的原理、设计和调试...

详情浏览: <http://www.edatop.com/peixun/antenna/116.html>



我们的课程优势:

- ※ 成立于 2004 年,10 多年丰富的行业经验,
- ※ 一直致力并专注于微波射频和天线设计工程师的培养,更了解该行业对人才的要求
- ※ 经验丰富的一线资深工程师讲授,结合实际工程案例,直观、实用、易学

联系我们:

- ※ 易迪拓培训官网: <http://www.edatop.com>
- ※ 微波 EDA 网: <http://www.mweda.com>
- ※ 官方淘宝店: <http://shop36920890.taobao.com>